

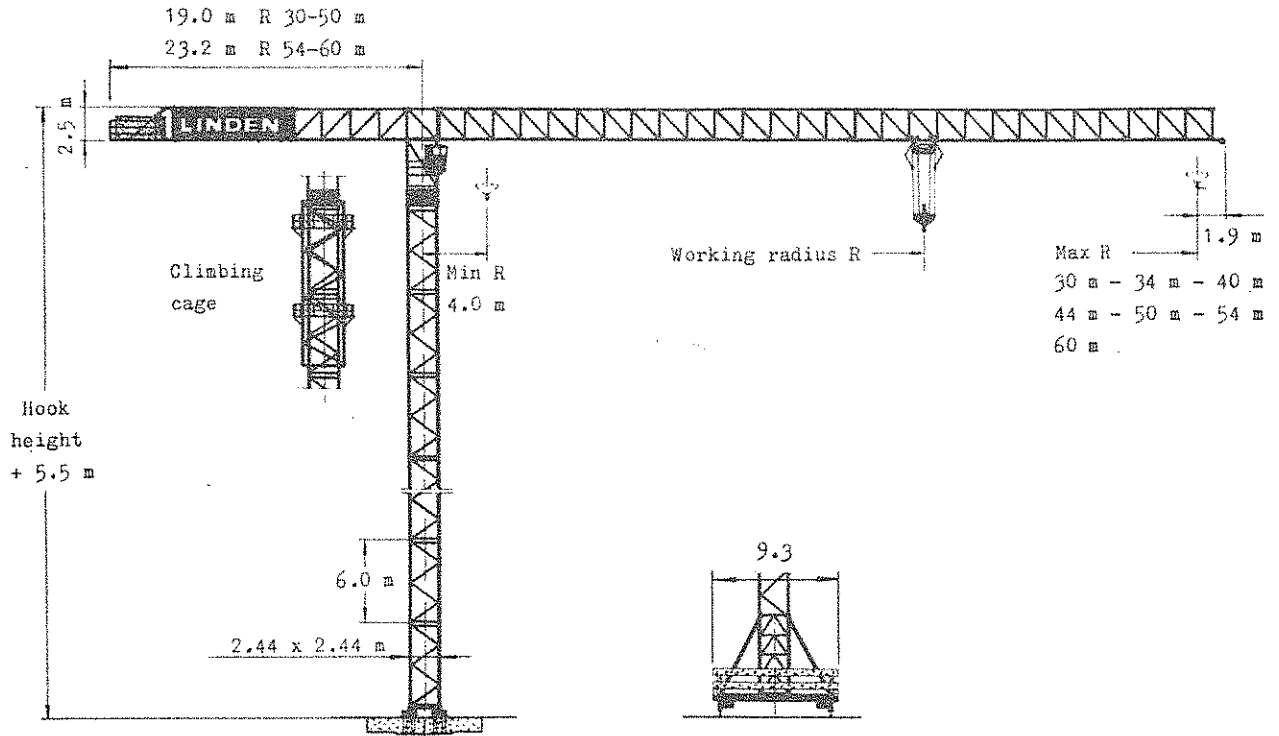
LINDEN Tower Crane

Quick-data

8702

Design Code DIN 15018 H1 B3

Power Supply 440 V 60 Hz



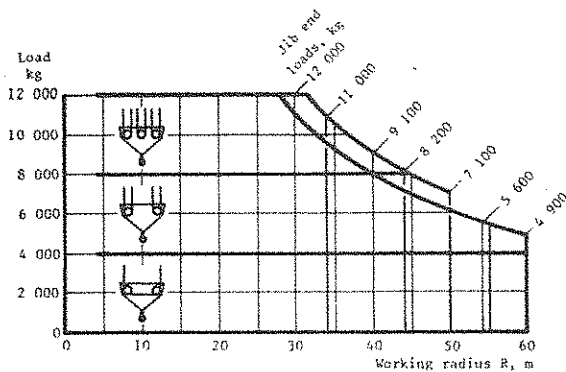
Stationary crane

Max free-standing hook height
86.5 m

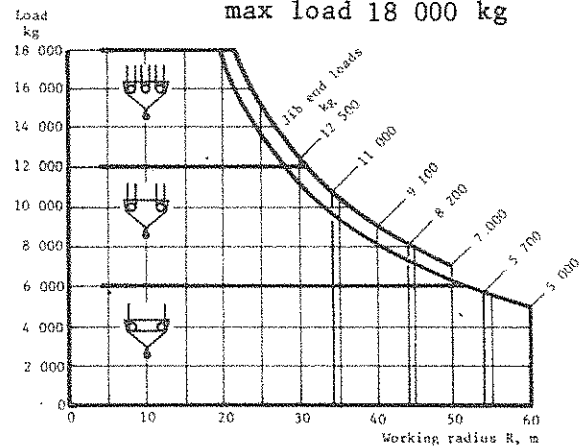
Rail mounted crane

Travelling carriage type	Max free-standing hook height	Rail centre gauge	Min curve radius
S14	75.5 m	8 m	40 m

Hoisting capacity with machineries for max load 12 000 kg



Hoisting capacity with machineries for max load 18 000 kg



Tower cranes according to this specification are included in LINDEN MODULAR SYSTEM 8000. On request LINDEN-ALIMAK AB will be pleased to offer other crane compositions which are

HOISTING MACHINERIES, electro-hydraulic

Stepless Speed Control

Max. load 12 000 kg

Rope Capacity

Output type LM42 70 kW

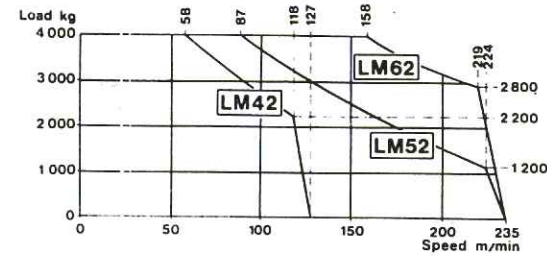
With 3 rope layers

type LM52 100 kW

on the drum 747 m

type LM62 165 kW

Hoisting speed



Max. load 18 000 kg

Rope Capacity

Output type LM43 70 kW

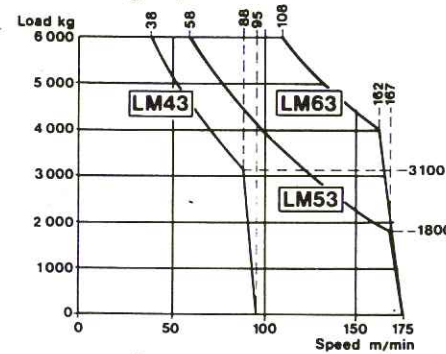
With 3 rope layers

type LM53 100 kW

on the drum 435 m

type LM63 165 kW

Hoisting speed



Diagrams for 2-fall rope. For 4-fall rope: 2 x the load and 1/2 speed. For 6-fall rope: 3 x the load and 1/3 speed.

HOISTING MACHINERIES, electro-mechanical

3-step Speed Control

Max. load 12 000 kg

Hoisting speed m/min 2-fall rope

Operation position	Type 75 N12	Type 125 S12	Load kg
1	5	10	0 - 4 000
2	10	19	0 - 4 000
3	72	120	0 - 4 000
High-speed lowering	98*)	163	0 - 400

4-fall rope: 2 x the load and 1/2 speed

6-fall rope: 3 x the load and 1/3 speed

*) High-speed lowering is not standard

Output kW

Hoisting machinery	Main motor	Creep motor	High-speed lowering motor
75 N12	72	4.3/ 8.6	12.6*)
125 S12	110	8.6/16.4	17.5

Rope Capacity

with 3 rope layers on the drum 267 m

TRAVELLING CARRIAGES

Travelling speed / Output

Travelling carriage Type	Travelling speed m/min	Output kW
S14	0 - 34	4 or 6 x 5.6

SLEWING MACHINERY

Speed/Output

Max. R m	Speed rpm	Output kW
30 - 34	0 - 1.1	2 x 6.7
40 - 50	0 - 0.9	2 x 6.7
54 - 60	0 - 0.9	3 x 6.7

TROLLEY MACHINERY

Speed/Output

Operation position	Speed m/min	Output kW
1	9	2.2
2	36	7.6
3	66	7.6

POWER LOAD

Hoisting machinery type	Main fuse
75 N12	101 kVA 160 A
125 S12	157 kVA 250 A
LM42/LM43	101 kVA 125 A
LM52/LM53	144 kVA 200 A
LM62/LM63	232 kVA 315 A

POWER SUPPLY

440 V 60 Hz 3-phase

For complete information - see TECHNICAL DATA 8702



LINDEN-ALIMAK

Linden-Alimak, Inc., 1100 Boston Avenue
Bridgeport, CT 06608 Tel: (203) 367-7400

It is the policy of LINDEN-ALIMAK AB to improve its products continually. In accordance with this policy, the right is reserved to make changes in specifications and design.

The specification herein is only for the purpose of identifying the type